

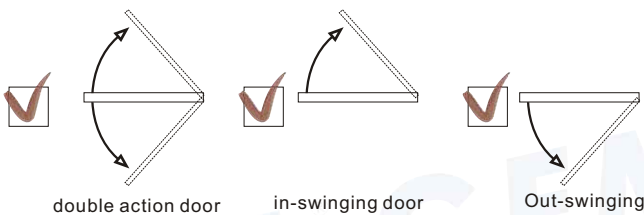
Electric Dropbolt Locks are the most common locks which compatible with virtually any access control system without additional optional brackets and they are available in failsafe and fail-security modes. Fully concealed mounting feature enhanced aesthetic appearance.

Specifications:

- Fail-Safe Version (Power to Lock)
- Power Input: 12 V DC
- Voltage Tolerance: $\pm 10\%$
- Current Draw:
- Pull in: 0.9A, Holding: 0.3A@12V DC (at temperature 20°C)
- Magnetic bolt status output (SPDT rated 3A@30VDC) indicates bolt locked or unlocked status.
- Operating Temperature: -10~+45°C
- Humidity: 0~95% non-condensing.
- Lock's surface Temperature (when the power is on): <current temperature +20°C
- Tested to 500000 cycles.
- Built-in logical circuitry
- Auto-relocking Time Delay : 0, 3, 6, 9seconds
- Face Plate Material: stainless steel
- Weight (Approx.): 1.2 Kg

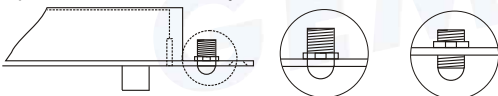
Double Acting Doors

EB-262 is specially designed for double acting doors. It also can be installed in in-swinging or out-swinging doors.



Positioning Bolt

Positioning Bolt is installed to prevent the chance of negative locking problem caused by the improper door positioning and also reduce the time it normally takes for the Dropbolt to automatically lock after the door is closed.

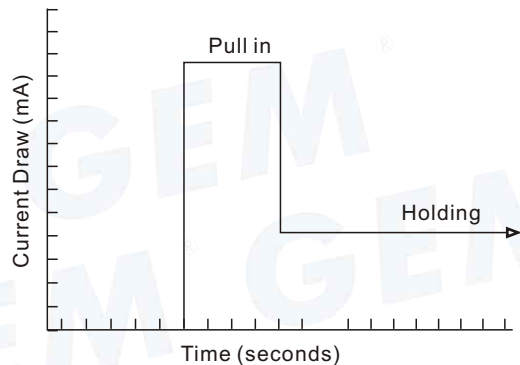


Long life solenoids

Special designed solenoid for strength and long life operating lifetime with guaranteed 500,000 operations.

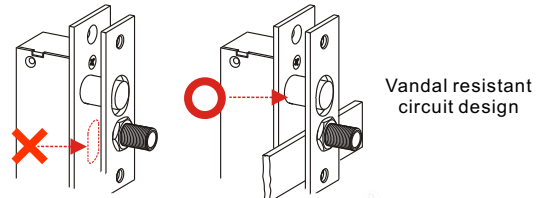
Clamp circuitry

After the bolt projected, the current will drop from 0.9A (the 'pull in' mode) to 0.3A (the holding mode). This design does not only protect the power supply but also extend the lifetime of the Electric Dropbolt Lock.



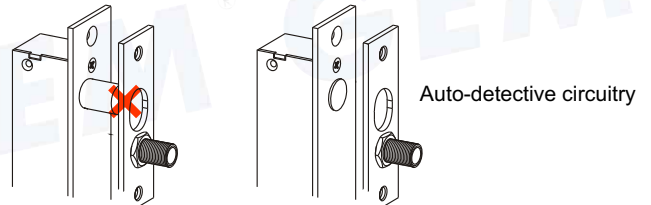
Anti-invade circuitry

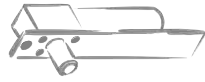
The reed detecting function will automatically disconnect after the bolt projected due to the security reason. The vandal resistant circuit design will prevent the misleading action of the Electric Dropbolt Lock caused by manually break up the sense between sensor magnet and the reed.



Auto-detective logical circuitry

Unique intelligent logical circuit keeps the bolt retracted while the door is not locked on strike plate until the door closed properly. This design is for security purpose, which solves problem of improper door positioning.





Horizontal or vertical installation

GEM's Dropbolt series models can be either installed horizontally on the header of the doorframe (Fig. A) or vertically on the side of the door or doorframe (Fig. B).

Fig. A Horizontal Installation (Frame Header)


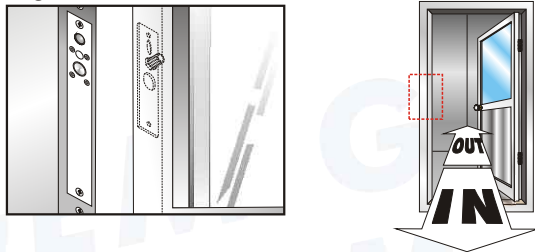
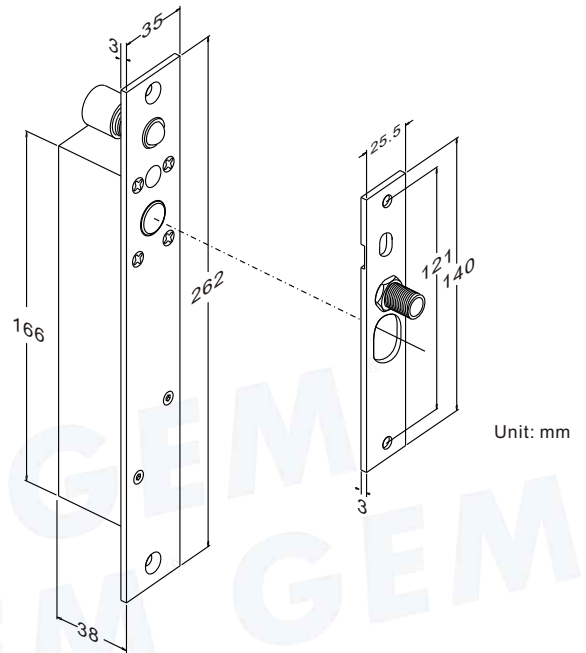


Fig. B Vertical Installation (Side Jamb)



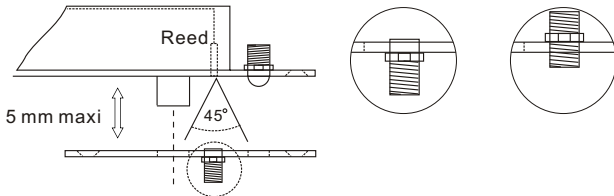
Dimension



Unit: mm

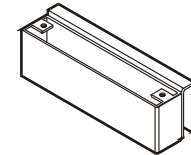
Adjustable sensor magnet

The maximum sensing distance for the sensor magnet is 5mm. Installed an adjustable sensor magnet in the Strike Plate can improve the sensing problem between the Strike Plate and the reed, which located inside the Dropbolt Lock, caused by the wide door gap.



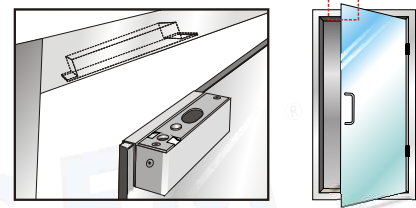
Optional Accessory

The brackets UBK-262 are compatible with frameless glasses doors (Fig. C).



UBK-262 Bracket
For 10 or 12 mm thickness of glass

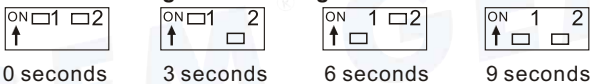
Fig. C



Auto Relocking Timer Setting

Use jumpers to adjust the time between 0 to 9 seconds for door locking time delay. This is the time, which takes the Dropbolt to automatically lock after the door is closed.

Auto Relocking Timer Setting



Warranty:

The product is warranted against defects in material and workmanship while used in normal service for a period of 3 year from the date of sale to the original customer.

GIANNI INDUSTRIES, INC.

No.306-1, Hsin Shu Road, Hsin Chuang, Taipei, Taiwan 242
 TEL: 886-2-2206 9929 FAX: 886-2-2204 6632
 E-Mail: info@gianni.com.tw
 Website: www.gianni.com.tw

Copyright © 2007 Gianni industries, inc. All rights reserved.
 DM-CA-EB-262 Ver. C Published on 2007.11.15



The products are manufactured under an ISO 9001 & QC 080000 Certified Quality Management Program environment back its product quality, performance and commitment to customer satisfaction. The information and specifications printed in this manual are current at the time of publication. The GEM policy is one of continual development and improvement; therefore GEM reserves the right to change specifications without notice.